


# LHM 0606/xx Ceiling Loudspeaker

[www.boschsecurity.com](http://www.boschsecurity.com)



**BOSCH**

Invented for life



Advantage Line

The LHM 0606/xx is a general purpose, 6 W, cost-effective ceiling loudspeaker. The /00 version is screw mounted and the /10 version is clamp mounted into the ceiling. An optional fire dome LBC 3080/01 is available.

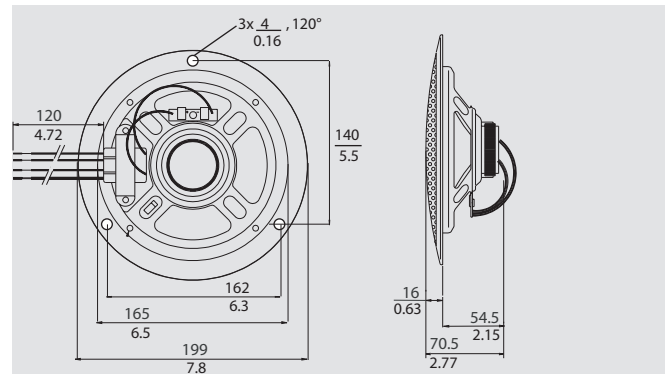
## Features

- ▶ Suitable for speech and music reproduction
- ▶ Flush-mounting in ceiling cavity
- ▶ Easy to install
- ▶ Simple power setting
- ▶ Unobtrusive in virtually all interiors

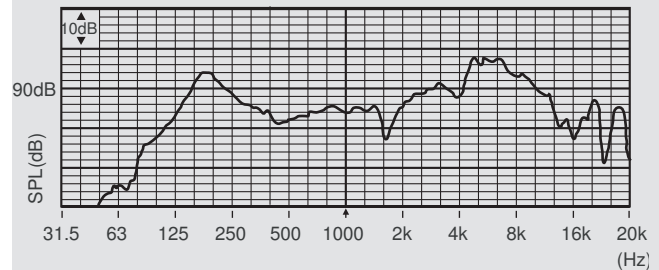
## 2 | LHM 0606/xx Ceiling Loudspeaker

### Technical specifications

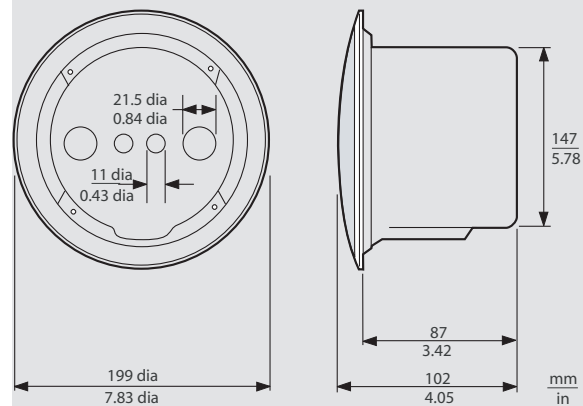
Electrical	
Maximum power	9 W
Rated power	6 / 3 / 1.5 W
Sound pressure level at 6 W / 1 W (1 kHz, 1 m)	94 dB / 86 dB (SPL)
Sound pressure level at 6 W / 1 W (4 kHz, 1 m)	106 dB / 98 dB (SPL)
Effective frequency range (-10 dB)	80 Hz to 18 kHz
Opening angle at 1 kHz/4 kHz (-6 dB)	175° / 55°
Rated voltage	100 V
Rated impedance	1667 ohm
Connection	Flying leads
Mechanical	
Diameter	199 mm (7.8 in)
Maximum depth	70.5 mm (2.8 in)
Mounting cut-out	165 + 5 mm (6.5 + 0.20 in)
Speaker diameter	152.4 mm (6 in)
Weight	620 g (1.37 lb)
Color	White (RAL 9010)
Environmental	
Operating temperature	-25 °C to +55 °C (-13 °F to +131 °F)
Storage temperature	-40 °C to +70 °C (-40 °F to +158 °F)
Relative humidity	<95%
Certifications and approvals	
Safety	acc. to EN 60065
Mounting	
The assembly is simply and quickly installed into a hole in the ceiling cavity. The /00 version is secured with the three white screws (supplied). The /10 version is secured by two integral spring-loaded ceiling locking clamps. A circular template for marking a 165 mm diameter hole is included with the loudspeaker. Three wires on the matching transformer (primary) provide for selection of nominal full-power, half-power or quarter-power radiation.	
Fire dome	
During a fire, the ceiling cavity in which loudspeakers are installed can allow flames to spread throughout a building. To prevent fire entering the cavity via the loudspeaker, the ceiling loudspeaker can be fitted with a protective steel fire dome (LBC 3080/01). This optional fire dome is mounted on the loudspeaker assembly using four self-tapping screws, supplied as standard. There are four knock-out holes; two (2) for rubber grommets (supplied) and two (2) for cable glands. (PG13).	



LHM 0606/xx Dimensions in mm / inch



Frequency response



LHM 0606/xx + LBC 3080/01 Fire dome assembly dimensions in mm

Ordering information	
LHM 0606/00 Ceiling Loudspeaker	LHM0606/00
LHM 0606/10 Ceiling Loudspeaker	LHM0606/10
Accessories	
LBC 1256/00 EVAC Connection Adapter	LBC1256/00
LBC 3080/01 Fire Dome	LBC 3080/01

### Represented by:

**Americas:**  
Bosch Security Systems, Inc.  
12000 Portland Avenue South  
Burnsville MN 55337, USA  
Phone: +1-800-392-3497  
Fax: +1-800-955-6831  
audiosupport@us.bosch.com  
www.boschsecurity.com

**Europe, Middle East, Africa:**  
Bosch Security Systems B.V.  
P.O. Box 80002  
5617 BA Eindhoven, The Netherlands  
Phone: +31 40 2577 284  
Fax: +31 40 2577 330  
emea.securitysystems@bosch.com  
www.boschsecurity.com

**Asia-Pacific:**  
Robert Bosch (SEA) Pte Ltd, Security Systems  
11 Bishan Street 21  
Singapore 573943  
Phone: +65 6571 2808  
Fax: +65 6571 2699  
apr.securitysystems@bosch.com  
www.boschsecurity.asia

**China:**  
Bosch (Shanghai) Security Systems Ltd.  
201 Building, No. 333 Fuquan Road  
North IBP  
Changning District, Shanghai  
200335 China  
Phone +86 21 22181111  
Fax: +86 21 22182398  
www.boschsecurity.com.cn

**America Latina:**  
Robert Bosch Ltda Security Systems Division  
Via Anhanguera, Km 98  
CEP 13065-900  
Campinas, Sao Paulo, Brazil  
Phone: +55 19 2103 2860  
Fax: +55 19 2103 2862  
latam.boschsecurity@bosch.com  
www.boschsecurity.com