

TOUCH SENSITIVE PUSH BUTTONS










Stylish and aesthetic touch sensitive push button



DINMTT-EXIT

Feature	Detail	Feature	Detail
Mounting	DIN Flush mount	Visual and Sound Signals	Complete button lighting & Buzzer
Housing	ABS	Wiring	Terminal block
Technology	Touch sensitive	Power Supply	12-24V DC; 15-24V AC
Backlighting	Green (Door Opened) Red (Door Closed)	Consumption	Max 65mA
Exit	Relay 1A (NO/C/NC)	Operating Temperature	-20°C to +50°C
Relay output	2A at 24 DC / 120V AC		

COLOUR RANGE Available in silver (DINMTTS), charcoal (DINMTTC) and white (DINMTTW)

							
Ref.	DINMTT-E	DINMTTS-EXIT	DINMTTW-EXIT	DINMTTC-EXIT	MTTS-EXIT	MTTW-EXIT	MTTC-EXIT
Features	Electronic of the flush mount DINMTT with backlit metallic keys	Silver frame	White frame	Charcoal frame	Silver frame	White frame	Charcoal frame
Dim. (mm)	-	85 x 85 x 11			51 x 92 x 25		




Stylish and aesthetic touch sensitive push button

MTT-EXIT

Feature	Detail	Feature	Detail
Mounting	Surface Mounted	Relay output	2A at 24 DC / 120V AC
Housing	Moulded Aluminium & Front plate in stainless steel	Visual and Sound Signals	Complete button lighting & Buzzer
Resin potted electronic	Yes	Wiring	3m cable
Technology	Touch Sensitive	Power Supply	12-24V DC; 15-24V AC
Backlighting	Green (Door Opened) Red (Door Closed)	Consumption	Min 45mA, Max 80mA
Exit	Relay 1A (NO/C/NC)	Operating Temperature	-20°C to +50°C

COLOUR RANGE Available in silver (MTTS), charcoal (MTTC) and white (MTTW)