

Magnetic Locks and Bolts

Direct-Pull Magnets - Armlock 261 & 262

The Adams Rite Door magnet range are direct pull magnets that are used as part of an access control system for electric locking applications.



Key Benefits

- Suitable for use on aluminium, timber and steel doors
- Compact case size & clean aesthetics
- Maintains a magnetic holding force of at least 250kg (550lbs)
- Strong durability & low maintenance
- Fit any aluminium, timber or steel door
- CE marked to EMC Directive
- Successfully completed 30 minute fire test (not 262)
- Has a security pin feature to help prevent unauthorised brackets removal of the magnet from the door frame fixing plate
- Available for outward and inward opening door applications
- User selectable dual voltage - 12 or 24vDC
- Also available as a double magnet model
- Surface or mortice version
- Monitoring available (Hall Effect)
- Built in voltage spike suppressor

Related Hardware

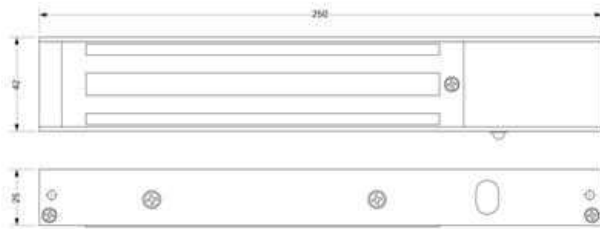
'L' and 'Z' Brackets ~ Armature Housing ~ 4591M & 999M Monitored Paddle Handle & Exit Device ~ Switching Accessories ~ RiteKey Keypad ~ Push-to-Exit Button ~ Power Supply Unit

Magnetic Locks and Bolts


Direct-Pull Magnets - Armlock 261 & 262

Specification

Armlock 261-005



Armlock 262-005



Single Magnet:	25mm x 250mm x 42mm (261 models). 28mm x 230mm x 38mm (262 model).
Double Magnet:	25mm x 500mm x 42mm (261 models only).
Armature:	11.3mm x 160mm x 36mm (2 no. for double magnet)
Nominal Holding Force:	250kg (550lbs).
Supply Voltage:	12 or 24vDC ($\pm 15\%$). Dual coil.
Nominal Current:	480mA @ 12vDC, 240mA @ 24vDC. Built-in voltage spike suppressor.
Monitoring:	Relay dry contact with LED. Integral on 261 models, compact isolated unit on 262-005.
Door Gap:	Maximum 3mm (1/8").
261 Positioning:	Outward opening - surface mounted to door frame header. Inward opening - door frame header using 'L' & 'Z' brackets.
262 Positioning:	Mortice mounted for single action swinging or sliding door applications (not to be used as a shearlock).
Magnet Housing:	Brushed satin aluminium.
Note:	To achieve immediate release, it is important that the release switch breaks the circuit on the positive supply to the magnet.

Ordering Information

261-000	261 MINI MAGNET SINGLE NON MONITORED
261-005	261 MINI MAGNET SINGLE MONITORED
261-200	261 MINI MAGNET DOUBLE NON MONITORED
261-205	261 MINI MAGNET DOUBLE MONITORED
262-005	262 MINI MAGNET MONITORED
261-000	261 MINI MAGNET SINGLE NON MONITORED

Armature Housing, 'L' & 'Z' Brackets, 'L' & 'Z' Brackets with Cover Plates

Adams Rite have a variety of brackets and housings which can be used with our Direct Pull Magnets



Key Benefits

Armature Housing

- For flush mounting of armature plate into timber door core
- Suits outward opening applications
- Rim armature housing: for situations where it is preferable to not drill a hole right through the door for the armature bolt (such as fire doors), the rim housing enables the armature plate to be installed on the surface of the door

'L' & 'Z' Brackets

- Adjustable 'L' bracket: Suits typical outward opening door applications where there is not sufficient space to fit the magnet to the head of the door frame

- 'L' & 'Z' Brackets: for conversion of Armlock 260 series magnets to inward opening door applications, the 'L' & 'Z' bracket kit consists of a standard 'L' bracket and two separate fully-adjustable plates which form the 'Z' bracket

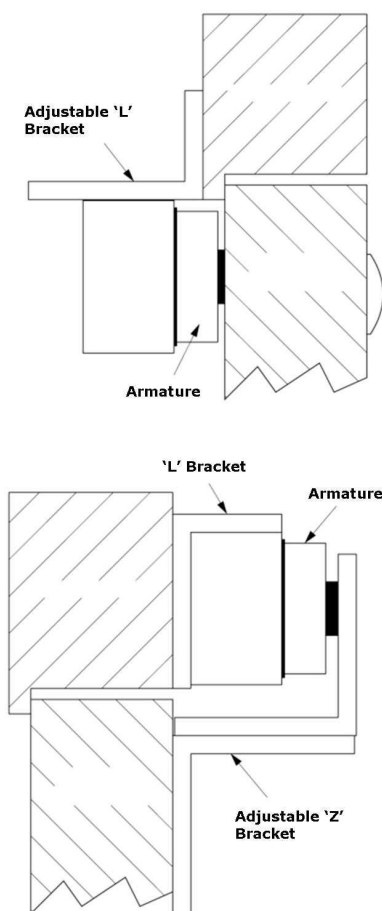
'L' & 'Z' Brackets with Cover Plates

- Brackets have architectural cover plate to improve the aesthetics of the application
- Armature housing allows magnet to be positioned closer to the door

Related Hardware

Armlock® 261 & 262

Specification



Armature Housing

Dimensions:	16.5mm x 165mm x 40mm.
Material:	Steel
Finish:	Nickel plated
Fixings:	Use standard armature bolt. Armature box fixing screws not supplied.

'L' & 'Z' Brackets

Dimensions:	30mm x 250mm x 48mm (Adjustable and standard 'L' brackets) 50mm x 160mm x 50mm (Adjustable brackets)
Material:	Aluminium

'L' & 'Z' Brackets with Cover Plates

Dimensions:	16.5mm x 165mm x 40mm.
Material:	Steel
Finish:	Nickel plated
Fixings:	Use standard armature bolt. Armature box fixing screws not supplied.

Ordering Information

261-400	Armature Housing for Armlock - Armature Housing for Armlock® 261 & 262
261-700	'L' and 'Z' brackets for Armlock 261 and 262 - Adjustable 'L' bracket, SAA finish
261-701	'L' & 'Z' Brackets with Cover Plates - Adjustable 'L' bracket only, with cover plate, SAA finish
261-800	'L' and 'Z' brackets for Armlock 261 and 262 - 'L' & 'Z' bracket kit, SAA finish
261-801	'L' & 'Z' Brackets with Cover Plates - 'L' & 'Z' bracket kit with cover plates, SAA finish
261-900	'L' and 'Z' brackets for Armlock 261 and 262 - Rim armature housing, SAA finish
263-005-1-99	1 METER 262 MAGNET HOUSING
263-005-2-99	2 METER 262 MAGNET HOUSING
263-005-3-99	3 METER 262 MAGNET HOUSING
261-700	ADJUSTABLE L BRACKET FOR 261 MAGNET

Accessories

268-600	260/280 GLASS ARMATURE BRACKET
---------	--------------------------------