

UHF WINDSCREEN TAG - Long-Range Vehicle Identification Tag

Product Description

The UHF Windscreen Tag is a passive UHF transponder offering long-range identification up to 10 metres with uPASS Target* or 5 metres with uPASS Reach*. The UHF Windscreen Tag offers cost effective long-range vehicle identification for parking applications.

The UHF windscreen tag is an effective solution for upgrading existing proximity parking access control systems.

The maintenance free UHF Windscreen Tag is based on passive UHF technology and does not contain a battery.

The UHF Windscreen tag is adhesive to allow quick and easy installation on the inside face of the vehicle windscreen. The thin, flexible UHF sticker format is easy to install and, once installed, is permanently attached to the windscreen, offering a tamper resistant automatic vehicle identification solution. The tag is protected against harmful UV ray.

For added security, tamper resistant windscreen tags are also available. These tags will show visual proof of removal and are difficult to remove intact and functional.

* when used according to guidelines and under normal circumstances



Features

- ▶ Identification up to 10 metres
- ▶ Passive battery free tags
- ▶ Thin, flexible sticker format
- ▶ Protected against harmful UV rays
- ▶ Optional tamper resistant version
- ▶ Customised printing
- ▶ EPC Gen 2 compatible

Applications

Typical applications include vehicle access to car parks, gated communities/ condominiums, offices etc.

Specifications

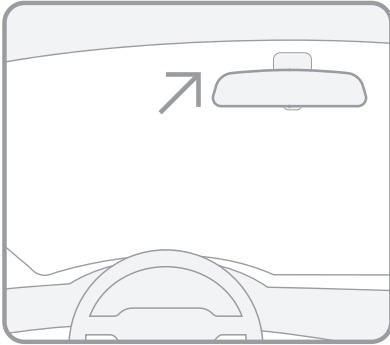
Operating freq.:	865 - 870 MHz (902 - 928 MHz option available)
Standard:	EPC Gen 2
Protection:	IP54
Colour:	White with printing
Material:	Polyester
Operating temp.:	-20 to +70°C
Humidity:	10% to 93% relative humidity, non-condensing
Detection range:	up to 10 metres with uPASS Target, up to 5 metres with uPASS Reach
Identification:	Read only number
Tag Formats:	Wiegand, various formats. Magstripe
Mounting:	Onto the windscreen, the tag is featured with a standard pressure-sensitive adhesive back
Dimensions:	90mm x 27mm

Ordering Information

9217363	uPASS Target long range AVI reader with identification at up to 10 metres. ISO 18000 EPC Gen2 compliant.	9945946	Long range UHF tag for windscreen mounting. Programmed with secured customer specific ID number.
9942319	uPASS Reach long range AVI reader with identification at up to 5 metres. ISO 18000 EPC Gen2 compliant.	9946918	Tamper proof Long range UHF tag for windscreen mounting. Destroys upon removal.
9215255	Long Range UHF Exterior Tag. Suitable for mounting on headlights.		

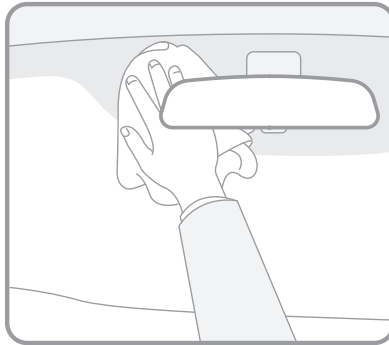
Windscreen Tag Fitting Instructions

Step 1*



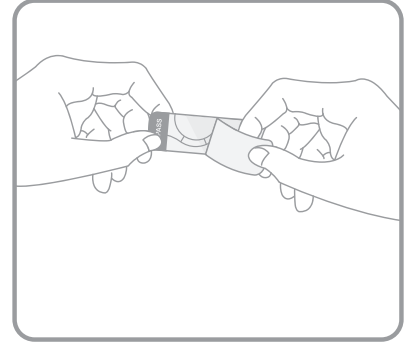
Determine the position of the Windscreen Tag on the inside of the vehicle's windscreen*.

Step 2



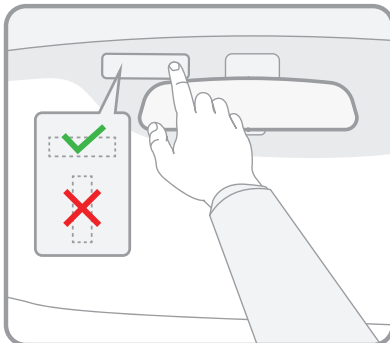
Clean the inside surface of the windscreen. Make sure the windscreen is completely oil and dirt free.

Step 3



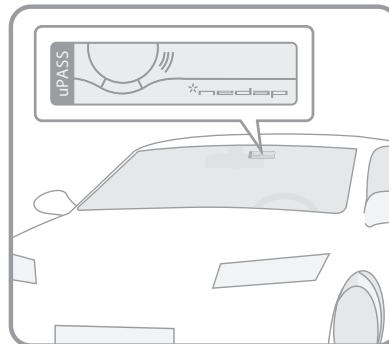
Remove the tag's protection layer. Avoid touching the adhesive side as much as possible.

Step 4



Ensure that the tag is positioned horizontally and in line of sight of the reader.

Step 5



The UHF Windscreen Tag has now been mounted correctly.

*Important note

We recommend that you mount the tag on the same side as where the long-range reader has been positioned. In case of a metalized windscreen, we advise placing the UHF Windscreen Tag 5cm from the top of the windscreen 0-10cm from the rear view mirror to ensure the performance of the UHF Windscreen Tag. Usually, vehicles with metalized windscreens (also called solar control coatings) have a non-metalized communication windscreen behind and on either side of the rear view mirror of the vehicle. For more specific information, please refer to your vehicle's owner manual or contact your dealership. Compliance with these instructions is important and strongly recommended in order to ensure proper operation of the system.