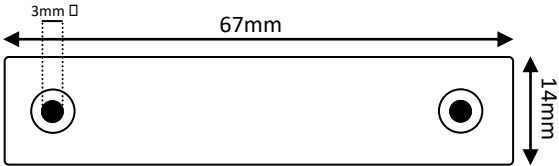
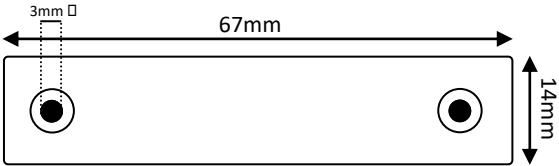

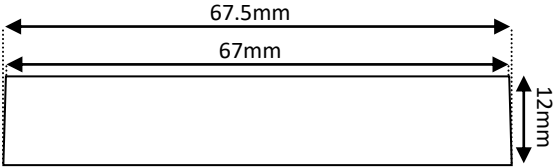
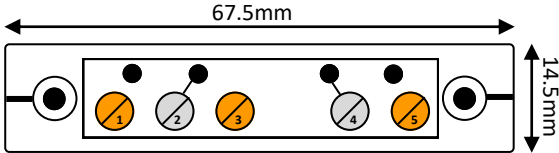
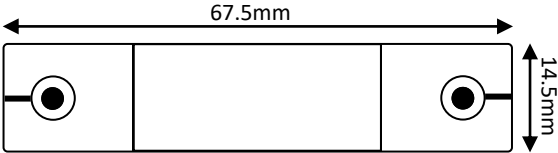
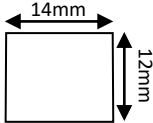
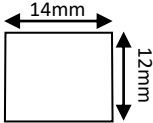




	CONTACT	MAGNET	DESCRIPTION
TOP			Grade 1, Class II 5 terminal surface contact. Normally closed. <i>(complete circuit when magnet present)</i>
SIDES			VARIANTS D20B — 5 terminal surface contact brown.
BOTTOM			ACTIVATION Reed switch, ~20mm operating gap.
ENDS			WIRING Nickel Reed switch Brass Spare
PHOTO			MATERIALS White ABS plastic. Ferrite magnet. Rhodium reed.
			TEMPERATURE RANGE -40 to +50 degrees Celsius.
			ELECTRICALLY RATED AS FOLLOWS 500mA Max DC. 500mA Max AC. 1 – 100v DC. 125v AC Max.



KNIGHT
FIRE & SECURITY

Unit 84 Seawall Road Ind. Estate
Cardiff UK CF24 5TH
Tel: +44 (0) 2920 488 129
Fax: +44(0) 2920 489 132

Drawing #: D20
Drawn: Gareth Carpenter
Date: 01/06/2017
Revision: 1

All dimensions in mm
Do not scale



© Knight Fire & Security Products Ltd
All cases of infringement will be pursued.